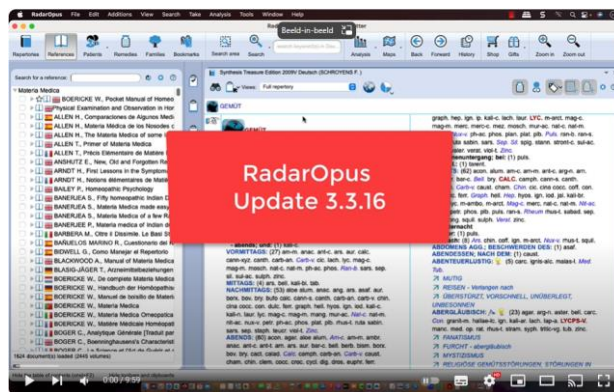


A few tips about the settings and program use

RadarOpus update 3.3.24

How to adapt a few main program settings

In this 10 min video several important program settings are discussed.



[View the video](#)

Note for users: If you noticed that the letters (font) in Synthesis appear to be less sharp, then please read the topic “*Change the screen resolution of your screen*” further in this manual, or contact your local RadarOpus representative or Teach Support for help.

How to change the Repertory language

You can change the language of Synthesis 2009 or the Synthesis Adonis repertory via the **World icon**.

- Select the first language via: **Show this document in:...**
- You can also select a second language via: **Additional language:...**

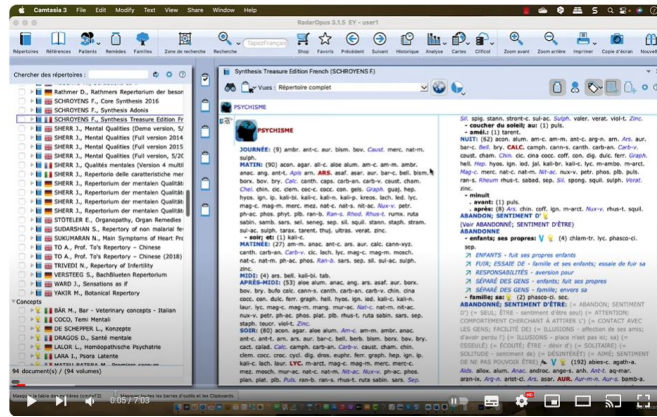


eradaropus

Copyright Zeus-soft

How to work with two languages in Synthesis

If you have two languages in your repertory it is possible to browse and search for keywords words in both languages. This video shows you how you can search for keywords in a second language. (To have a second language in your Synthesis repertory is an optional feature).

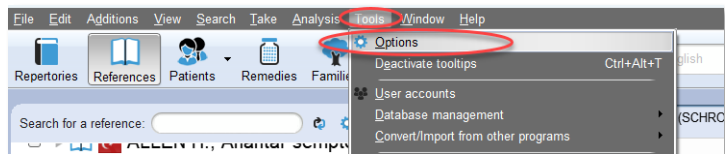


View the video

How to change the color and font type of the software

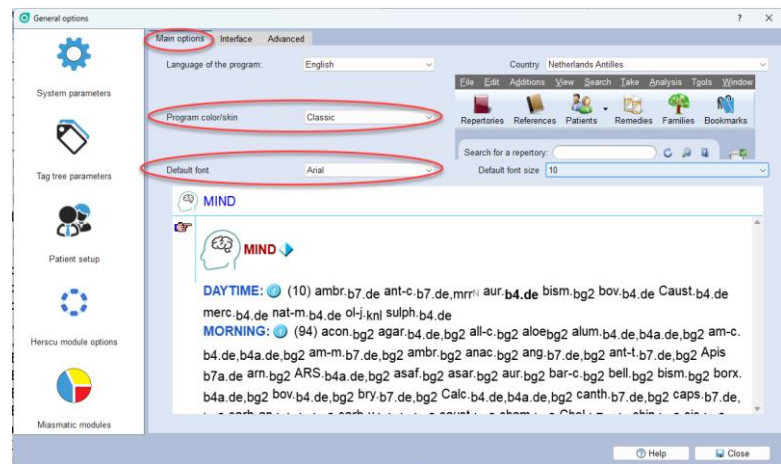
You can select the color of the software and the font type and size via **Tools, Options** (on Windows) (this is also called the **Skin**).

(On MAC) you can find it via the **RadarOpus menu, Preferences**.



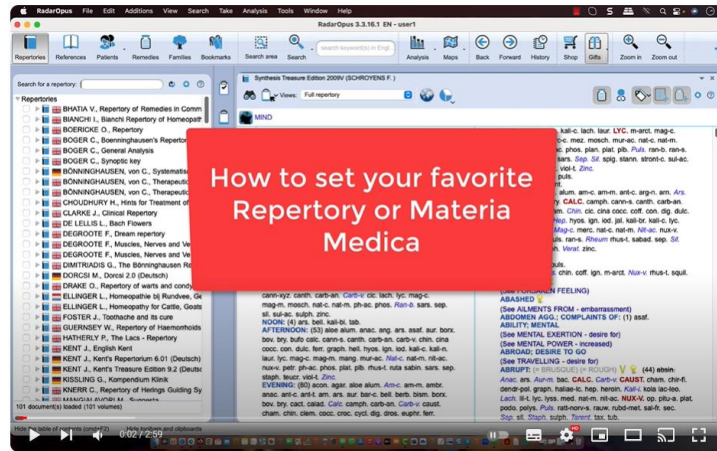
You can select from several Skins (Colors).

And you can change the font type if you like.



How to set a favorite Repertory or Reference

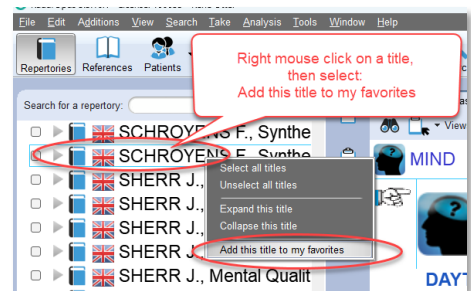
It is possible to move one or more of the titles in the list of repertoires and in the list of references to the top of the list. This video show how to do this.



[View the video](#)

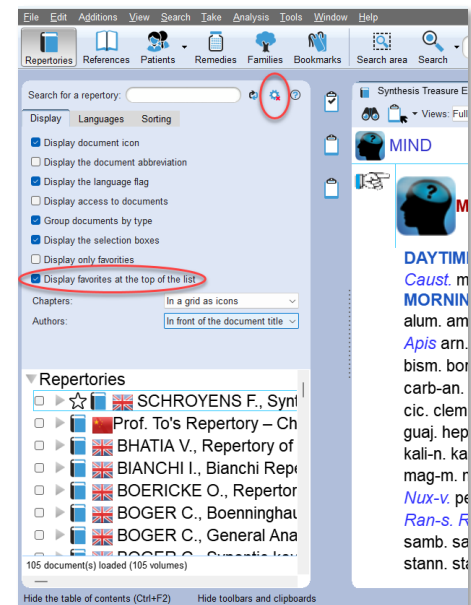
Select one or more favorite titles with a Right mouse click on the titles.

Then select: Add this title to my favorites.



Click on the **Local Options**, and the **Tab - Display**.

Select: **Display favorites at the top of the list**.



The selected title(s) will move to the top of the list, but this is for each category separate (Repertoires, Families, Concepts)

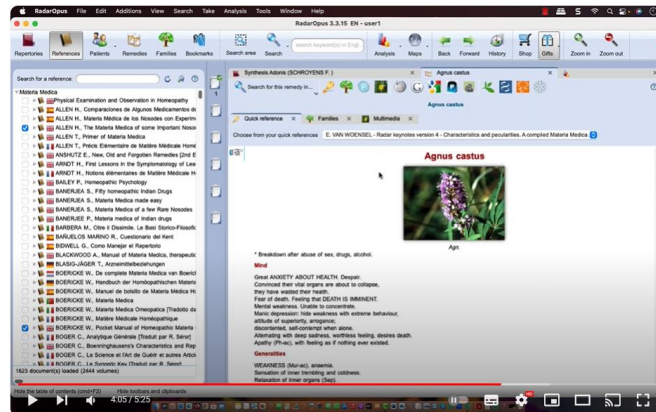
You can also select one or more **Reference titles** as your favorites, and they will also be moved to the top of each category:...



Materia Medica, Keynotes, Comparative Materia Medica, Therapeutics, Provings,...)

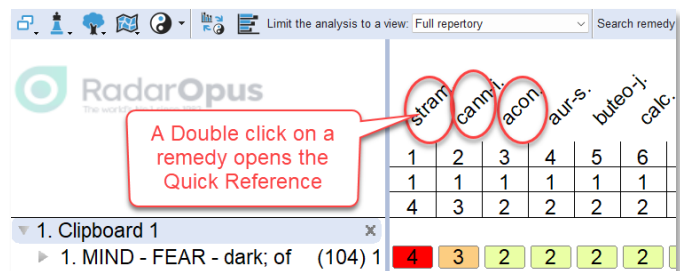
How to set your Quick References

This video explains how to set your Quick References and how to quickly differentiate the top scoring remedies in the analysis.

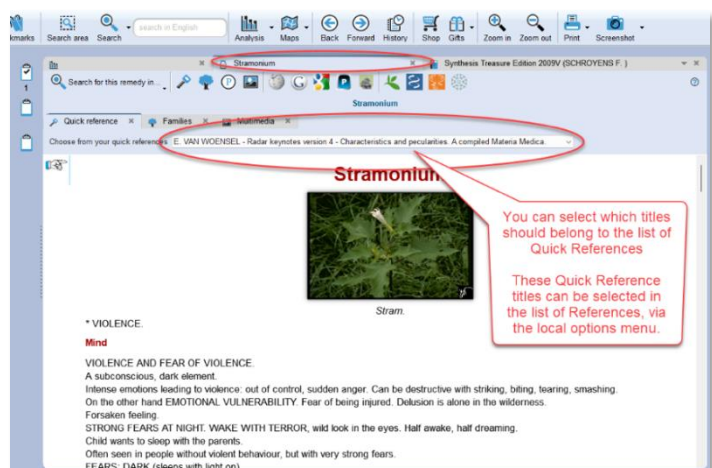


[View the video](#)

If you **double click** on a remedy in the analysis or in the repertory it opens a Quick Reference materia medica.



Which titles should be in the list of Quick References can be selected via the local options of the list of References.



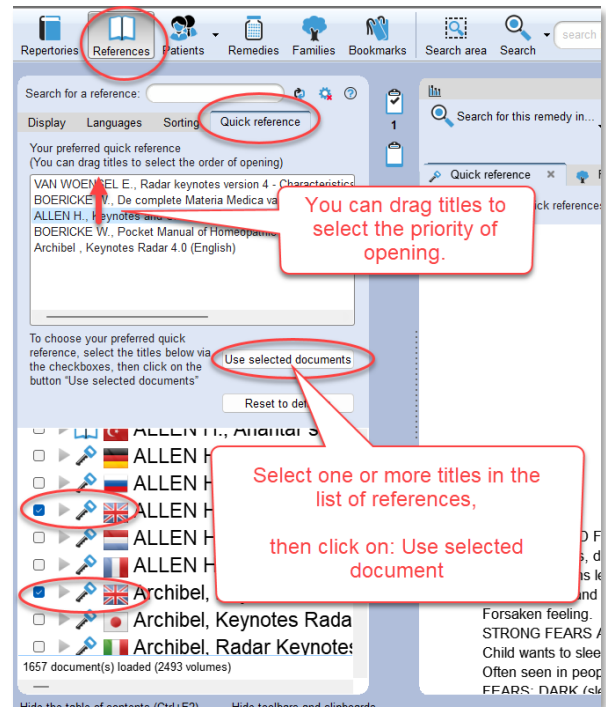
Open the **List of References**. Then open the **Local Options**.

Select the Tab - **Quick Reference**.

Select one or more titles in the list, for example: Boericke MM, Van Woensel Keynotes etc.

Then click on: **Use selected titles**.

You can drag and drop the selected titles to set the priority of opening when you double click on a remedy.

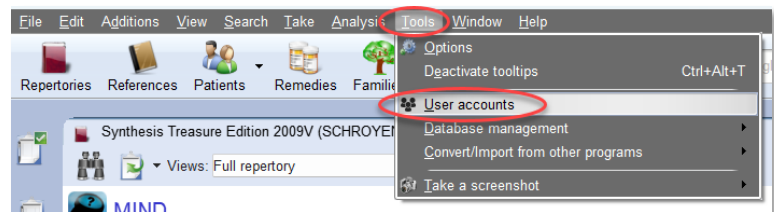


Switch off password protection.

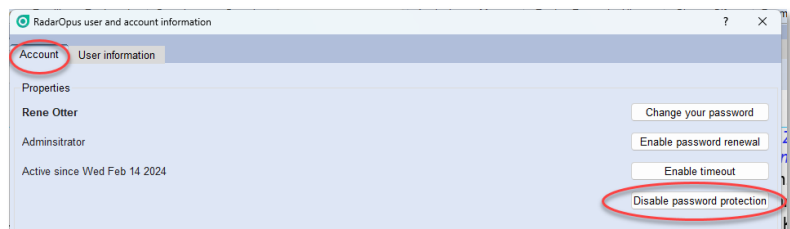
If you store any have patient information in RadarOpus, it is mandatory that you keep all the security on.

Only if you really do not store patient information, then you can switch off the password protection (RadarOpus also encrypts the patient database).

Go via **Tools**, to **User accounts**.



Select: **Disable password protection**.

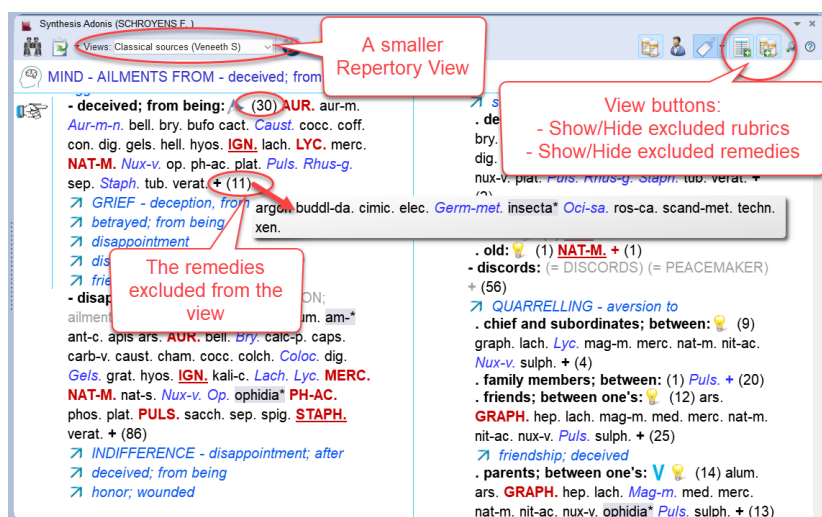


Working with a smaller Repertory View

(Optional feature) If you select a smaller Repertory View, there are two **View-buttons** you can select:

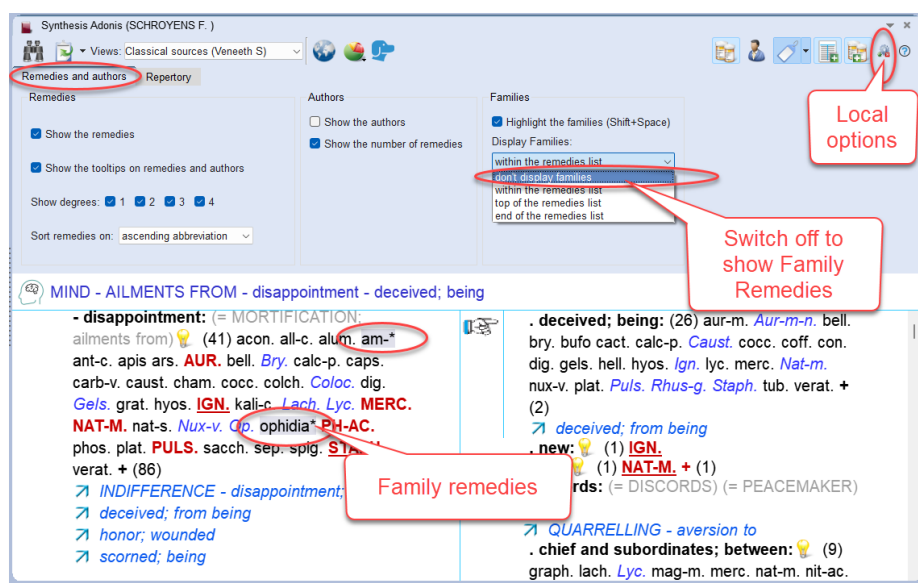
- Show/Hide the **rubrics** which do not have any remedies in that View.
- Show/Hide the **remedies** which are excluded in that View.

Most users prefer to have both options On.



Switch off Family Remedies in Synthesis Adonis

In Synthesis Adonis there are also “Family Remedies” in many rubrics. These indicate that such Family has an association with that rubric.



New Repertory Views in Synthesis Adonis-2024 and in Synthesis 2009

The Full Installer 3.2.24 contains also a **Synthesis database update** of the Synthesis 2009 and the Synthesis Adonis.

In the Synthesis 2009 and Adonis the **Vithoukas View** has been removed because it will not be fully adapted anymore new versions.

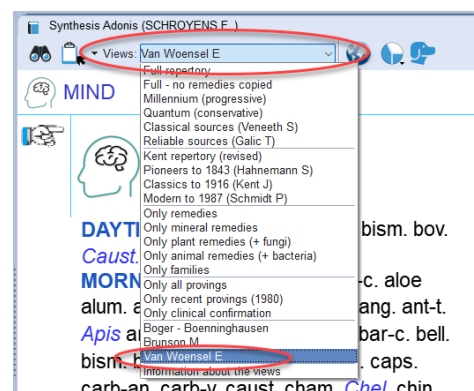


Erik van Woensel has checked all sources of additions in Synthesis, and selected about 700 authors and document sources which he finds reliable enough to consider when analysis cases.

The “**Van Woensel E.**” View is now available both in the **Synthesis 2009** and in the latest **Synthesis Adonis-2024**.

If you are interested to study with Erik you can check out his website www.erikvanwoensel.com

Or check out the new online course about Homeopathic Philosophy covering all topics to apply classical homeopathy in an efficei



Dr Veneeth Sidhathan Repertory View

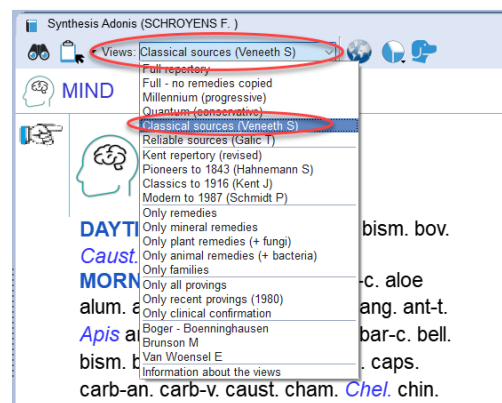
Dr Veneeth uses this Repertory View he has created with 99% of his cases, and only in exceptional cases he considers a larger Repertory View. This view is only available in **Synthesis Adonis**.



Veneeth selected from about 5000 sources, those classical homeopathic sources and some of the more modern sources, which he finds most reliable to solve almost all of the cases in his busy practice in Kerala, India. Only for a few cases does he consider the remedy additions from a less strict View.

If you are interested in Dr Veneeth’s teachings, you can have a look at his great online courses, which is available on:

www.homeopathic-courses.com

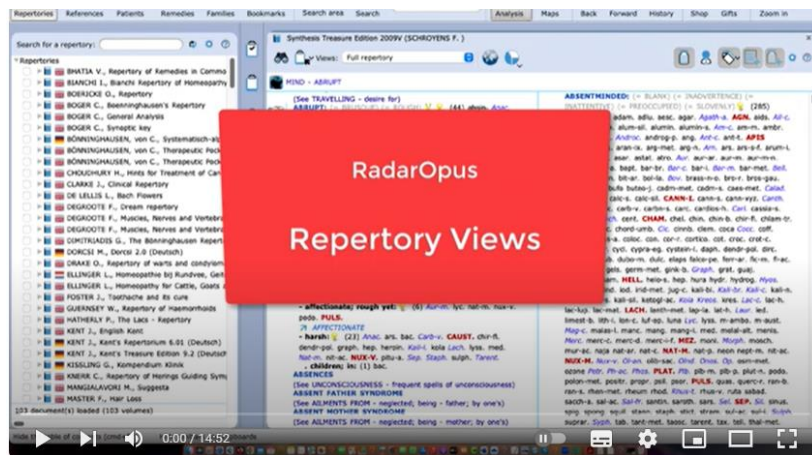


Seminar with Dr Veneeth Sidharthan

His upcoming next course in the Netherlands and via Live streaming will be held **15 & 16 Nov 2024**. The topic is about the Female Reproductive organs, with the focus on PCOS (**Poly Cystic Ovary Syndrome**), [more info](#).

Introduction to Repertory Views

This video explains how to use the Repertory Views.



[View the video](#)

Dr Farokh Master - Master Score

(Optional feature) With version 3.3 a new analysis method has come available from Dr Farokh Master, called “**Master-Score**”. In this video all details are explained. You need to take at least 5 symptoms, and you can apply underlining from 1 to maximum 4.



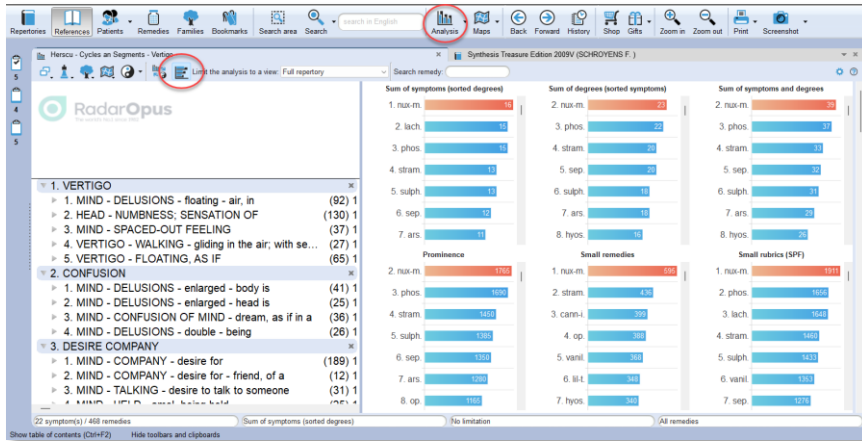
[View the video](#)



Compare Analysis methods

(Optional feature) With this new function it is possible to compare several analysis strategies side by side.

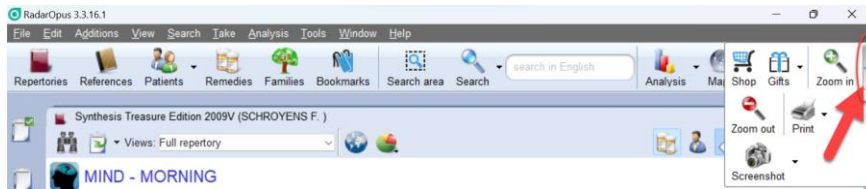
If you click on one of the remedies, you will see the location of that remedy in the other strategies.



Change the screen resolution of your screen

You should change the screen resolution if one of these two things exist:

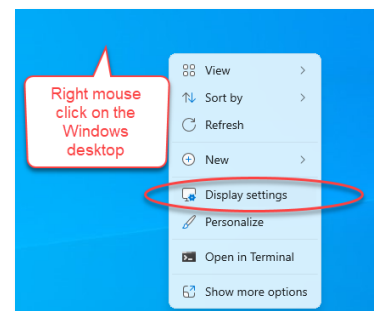
- The letters of the text in Synthesis appear not sharp.
- If many icons of the toolbar do not fit on the screen.



Then you should do the following:

On Windows:

Right mouse click on the desktop, and select **Display settings**.



Then select the option **Scale**, change the setting:

- Reduce from 150% to 125%
- Or reduce from 125% to 100%



Then in RadarOpus more icons will fit on the toolbar.



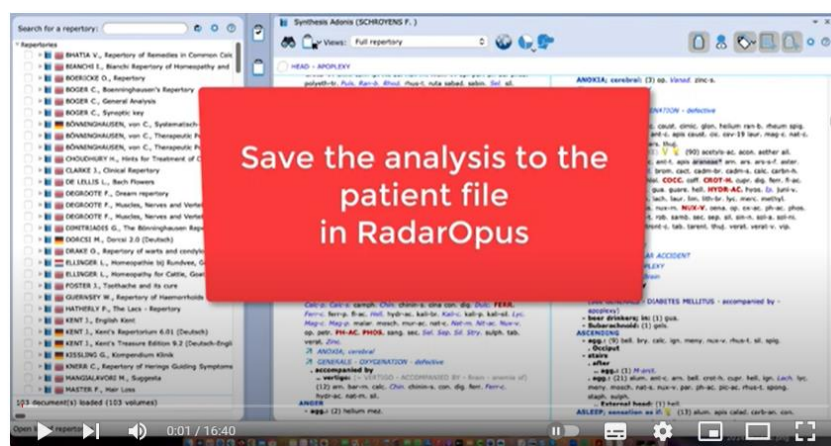
On MAC:

Go to the **Apple** icon, select **Preferences**. Then select the **Screen** (Monitor), and try to increase the screen resolution.

If you need help please contact your local representative or contact the Tech Support.

How to save the analysis to the Patient file.

This video explains how to save the analysis (the Clipboards) to the patient file.



[View the video](#)



eradaropus

Copyright Zeus-soft

Synthesis Adonis

Remember there is an update available to the Synthesis Adonis edition. [More information here.](#)

| Synthesis comparison | | | | |
|---------------------------------|-------------------------|---------------------------------------|-------------------------------|-----------------------|
| Synthesis version | Synthesis Adonis (2022) | Synthesis Treasure edition Vet (2009) | Essential Synthesis (printed) | Core Synthesis (2016) |
| Number of remedies described | 3.233 | 2.375 | 1.990 | 149 |
| Author references | 1.599 | 905 | 583 | 636 |
| Veterinary information | ✓ | ✓ | Printed separately | ✗ |
| b-bg only rubrics | ✓ | ✓ | ✗ | ✓ |
| Remedies copied to superrubrics | ✓ | ✓ | ✓ | ✗ |
| Kent's Treasure | ✓ | ✓ | ✓ | ✓ |
| Global size comparison | 125 % | 100 % | 75 % | 50 % |

More information can be found at:

www.radaropus.com